

SVAN 974

Vibration Level Meter
& Analyser



INSTRUMENTATION FOR SOUND & VIBRATION MEASUREMENTS

SVAN 974 Vibration Level Meter & Analyser

The SVAN974 is a vibration level meter and analyser designed to measure vibrations from machinery. The instrument uses the SV80 accelerometer, which is an ideal choice for walk-around vibration measurements in challenging industrial environments with heavy machinery, such as pumps, motors or fans. The flexible accelerometer input also supports different types of vibration sensors including IEPE, charge and direct.

The SVAN974 can simultaneously present the parallel vibration acceleration, velocity and displacement results along with frequency analysis and wave recordings.

The FFT analysis allows selection of the frequency band providing accurate analysis of the vibration source of interest (e.g. 1600 lines in frequency band up to 1.25 kHz). With a dedicated tachometer the SVAN974 can monitor RPM together with vibration assessment (simple order tracking).

The powerful digital signal processor allows incredibly fast time history logging to a microSD card. The measurements data can be easily downloaded to a PC using the SvanPC++ software package over a USB connection.



What's inside the SVAN 974 kit?

The kit consists of SVAN 974 together with SV80 accelerometer and SA27 mounting magnet, SC27 coil cable all packed in SA74 waterproof carrying case. The accessories list also contains 8 GB microSD card and CD with user manual. Each SVAN 974 has its factory calibration certificate and 36 months warranty card.

Standard functions

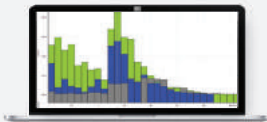


SvanPC++ is an advanced PC software dedicated for data analysis from general noise and vibration measurements. It provides sophisticated functions such as Projects or Wave Analyser enabling various data comparisons.

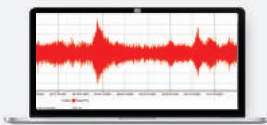
Optional functions



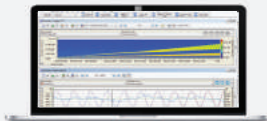
TIME SIGNAL RECORDING means recording the raw signal with a defined frequency sampling. Analysis of the raw signal is used whenever frequency analysis is not sufficient. Time signal is recorded in a wave format. The option can be activated at any time by ordering the activation code.



FREQUENCY ANALYSIS of the signal in 1/1 or 1/3 octave bands is often used for a comparison of the machine vibration condition with the manufacturer's data. It can be activated at any time by ordering the activation code.



DIGITAL OSCILLOSCOPE is used to observe the change of an electrical signal over time, such that voltage and time describe a shape which is continuously graphed against a calibrated scale. The observed waveform can be analyzed for such properties as amplitude, frequency, rise time, time interval, distortion and others. The option can be activated at any time by ordering the activation code.



ROTATION MEASUREMENT OPTION is used whenever measuring vibration of machines with rotating elements. Information about revolutions per minute is calculated and added to data files basing on impulses generated by external tachometer. Function works simultaneously to other functions such as level meter or frequency analysis. The option can be activated at any time by ordering the activation code.

Optional accessories



SV RPM_PROB
Laser Tachometer



SV 81
Vibration
Accelerometer
500 mV/g




SV 110
Hand-held
Vibration
Calibrator



SV 111
Hand-Arm and
Whole-Body Vibration
Calibrator



SA 47
Fabric Carrying Bag



SVAN 974 Technical Specifications

Vibration Level Meter

Standards	ISO 20816-1
Results	RMS, Peak, Peak-Peak, Max Simultaneous measurement in three profiles with independent set of filters and detectors
Weighting	Filters HP1, HP3, HP10, Vel1, Vel3, Vel10, VelMF, Dil1, Dil3, Dil10, HP, Wh
RMS Detector	Digital True RMS detector with Peak detection, resolution 0.1 dB
Time Constants	From 100 ms to 10 s
Accelerometer	SV 80 IEPE type, sensitivity 100 mV/g
Measurement Range	0.01 ms ⁻² RMS ÷ 500 ms ⁻² Peak (with SV80 and HP1 filter, accelerometer dependent)
Frequency Range	0.5 Hz ÷ 14 kHz (with SV 80 and HP1 filter, accelerometer dependent)

Vibration Analyser

Data Logger ¹ FFT ¹	Time-history logging including spectra with 2 adjustable logger steps down to 2 ms 400 or 800 or 1600 lines in selectable band from 78 Hz to 20 kHz with HP weighting filter, selectable averaging: linear or exponential, and selectable window
1/1 Octave ¹ (optional)	Real-time analysis, 15 filters with centre frequencies from 1 Hz to 16 kHz meeting Class 1: IEC 61260
1/3 Octave ¹ (optional)	Real-time analysis, 45 filters with centre frequencies from 0.8 Hz to 20 kHz meeting Class 1: IEC 61260
RPM Measurements (optional)	1 ÷ 99999 rotation speed measurement parallel to the vibration measurement
Time-Domain Recording (optional)	Time-domain signal recording to WAV format

General Information

Input	IEPE, Charge amplifier or Direct with TNC connector
IEPE Current	Selectable: 1.5 mA, 3.0 mA, 4.5 mA
Dynamic Range	More than 100 dB in single range
Internal Noise Level	Less than 10 µV RMS (IEPE input & HP1 filter)
Frequency Range	0.5 Hz ÷ 22.6 kHz, sampling rate 48 kHz
Display	Colour OLED 2.4", 320 x 240 pixels
Memory	MicroSD 8 GB included (slot supports 4 GB ÷ 128 GB cards)
Interfaces	USB 1.1, Extended I/O - AC output 1 V RMS Sine (1.41 V Peak) or Digital Input/Output (Trigger - Pulse)
Power Supply	Four AA batteries (alkaline) Four AA rechargeable batteries (not included) USB interface operation time > 12 h (6.0 V / 1.6 Ah) ² operation time > 16 h (4.8 V / 2.6 Ah) ²
Environmental Conditions	Temperature Humidity from -10 °C to 50 °C up to 90 % RH, non-condensed
Dimensions	140 x 83 x 33 mm (without accelerometer and cable)
Weight	Approx. 390 grams including batteries (without accelerometer and cable)

¹function parallel to the meter mode

²depending on configuration and environmental conditions

The policy of our company is to continually innovate and develop our products.
Therefore, we reserve the right to change the specifications without prior notice.

Proudly distributed by:

SVANTEK Sp. z o. o.
ul. Strzygłowska 81, 04-872 WARSAW, POLAND
phone/fax (+48) 22 51 88 320, (+48) 22 51 88 312
<http://www.svantek.com> e-mail: office@svantek.com.pl